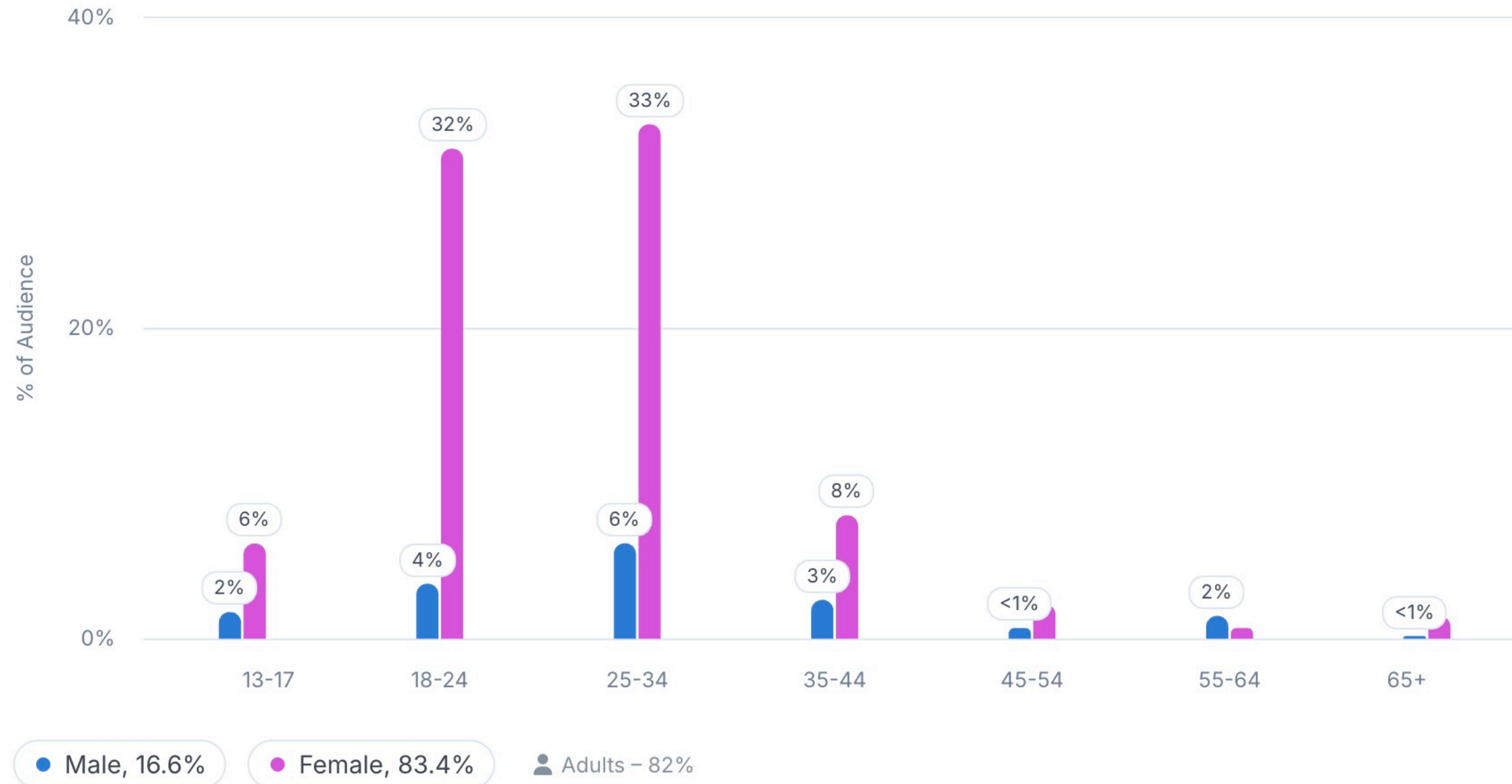


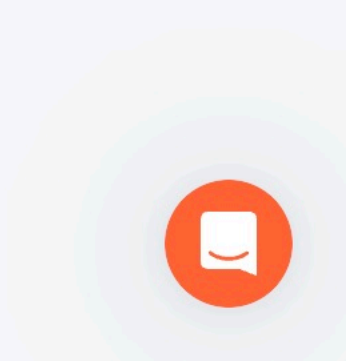
Demographics

Age & Gender

Languages



Interests ?



Active audience

Audience analytics

Quality audience [?] 574K 63%	Top country Slovakia 49%	Top gender Female 83%	Top age 25-34 39%
--	------------------------------------	---------------------------------	-----------------------------

Location

Countries Cities

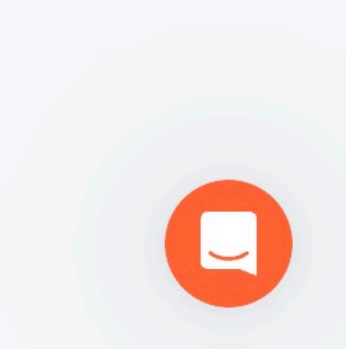

Bratislava	7.0%
Prague	6.1%
Kosice	4.3%
Ostrava	2.1%
Vienna	1.6%
Other	78.9%

Type [?]

Real people	535.3K	58.6%
Influencers [?]	38.6K	4.2%
Mass followers [?]	127.2K	13.9%
Suspicious accounts [?]	212.1K	23.2%

Demographics

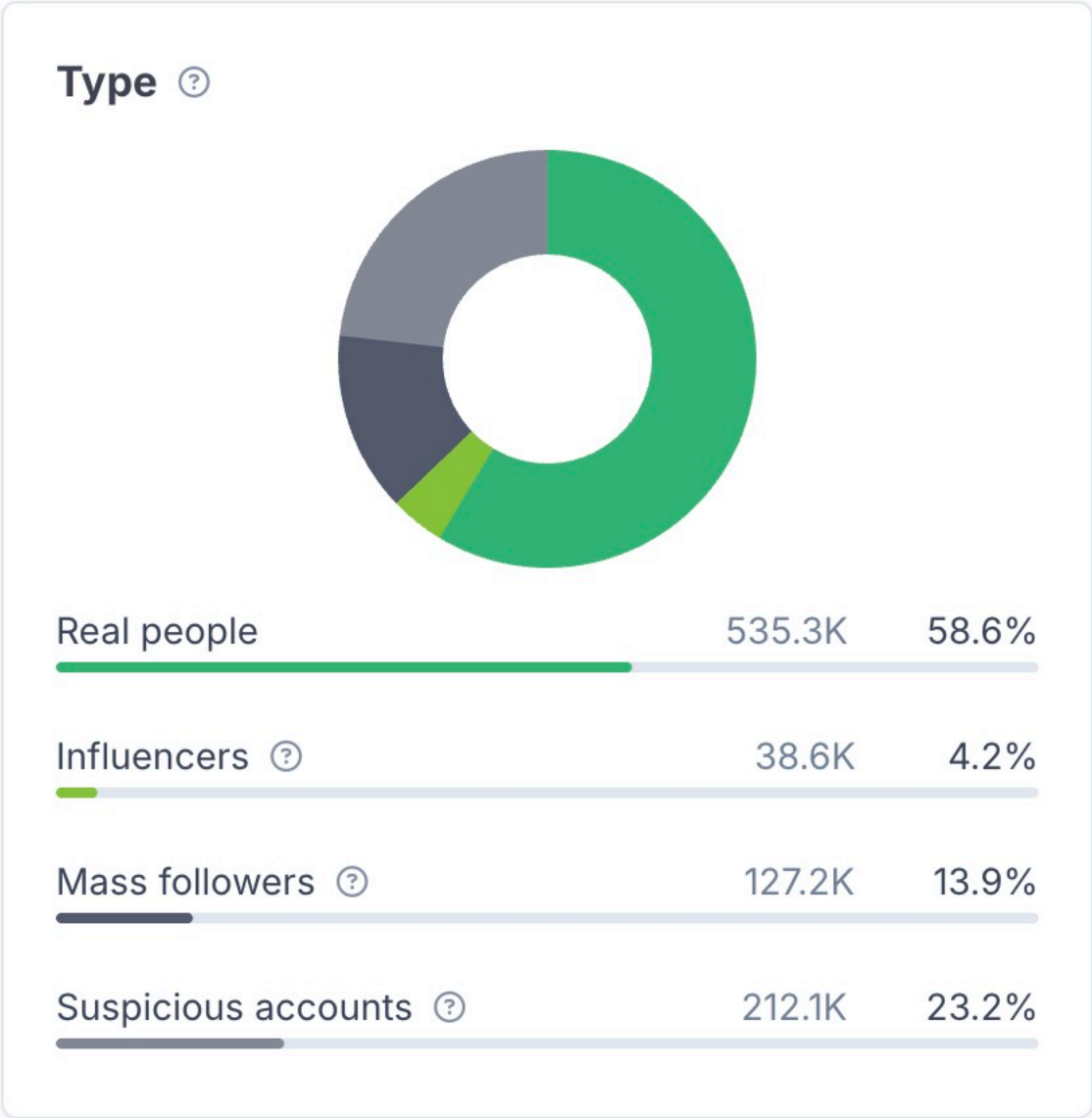
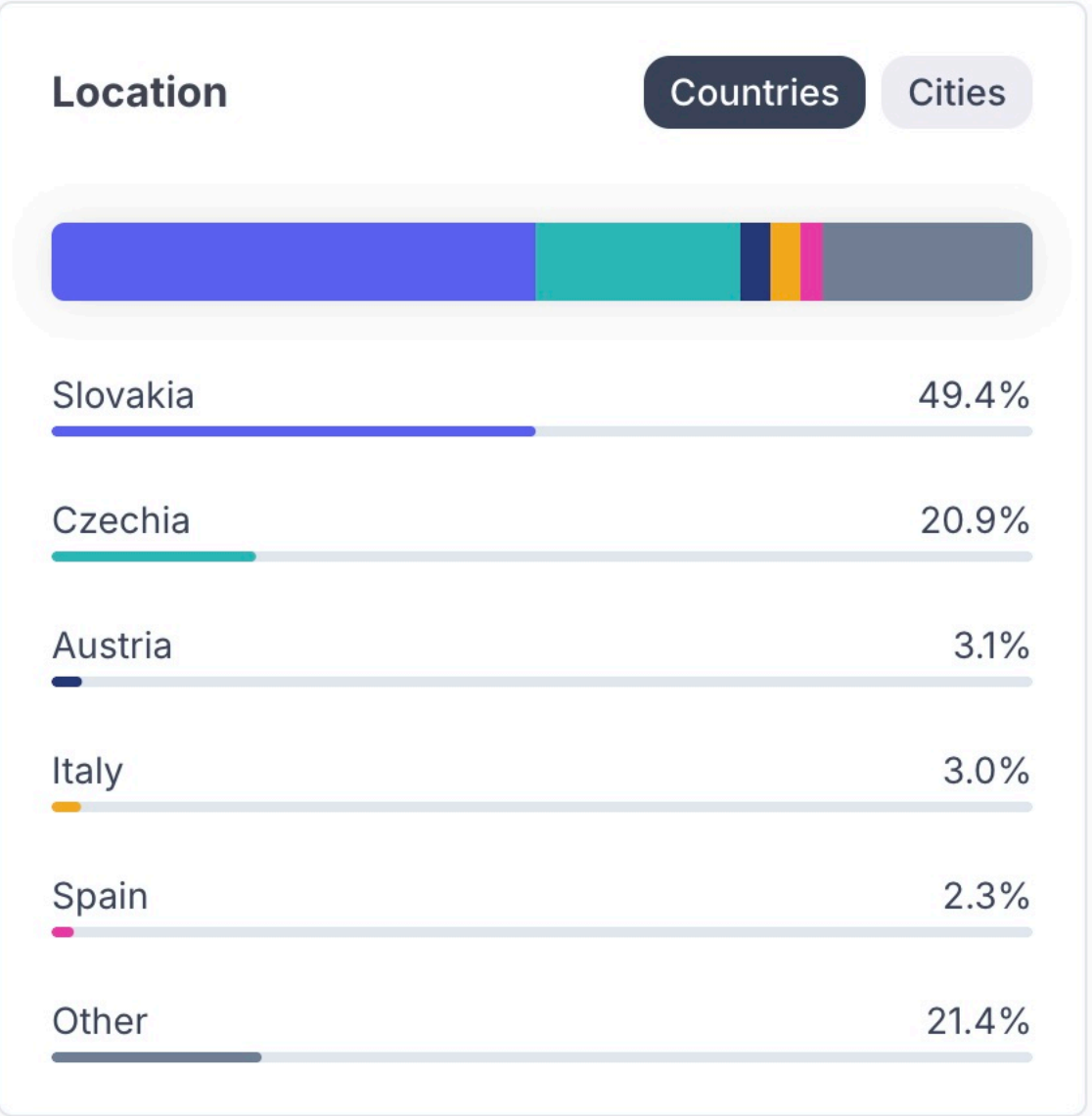
Age & Gender Languages



Active audience


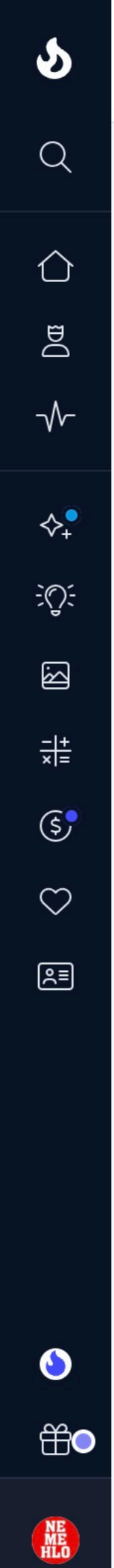
Audience analytics

Quality audience [?] 574K 63%	Top country Slovakia 49%	Top gender Female 83%	Top age 25-34 39%
--	------------------------------------	---------------------------------	-----------------------------



Demographics


Age & Gender Languages



Profile > Zuzana Strausz Plačková's report

Last updated 1 Dec

- Overview
- Audience
- Growth
- Engagement
- Value
- Content
- Sponsored content
- Similar accounts



@queen.plackova



Dubai Slovakia FOUNDER @black.garden.slovakia @queen.produkty @dion.baby

Romantic Relationships & Dating

Love & Intimacy

Shopping & Fashion Travel

Lingerie & Intimates

+6

Account Health Score

48/100

Average

Pros & cons:

- Low quality of active audience
- High likes activity, though its authenticity could be improved
- Good comments activity
- Anomalies in followers chart were detected

AHS metric combines audience quality, engagement rate and it's authenticity into one metric, [learn more](#).

Active audience

Audience analytics

Quality audience

574K 63%

Top country

Slovakia 49%

Top gender

Female 83%

Top age

25-34 39%

Location

Countries

Cities

Type



Engagement rate

Average engagement

Average likes

12.1K -46% for the last 30 days

Average comments

57 +30% for the last 30 days

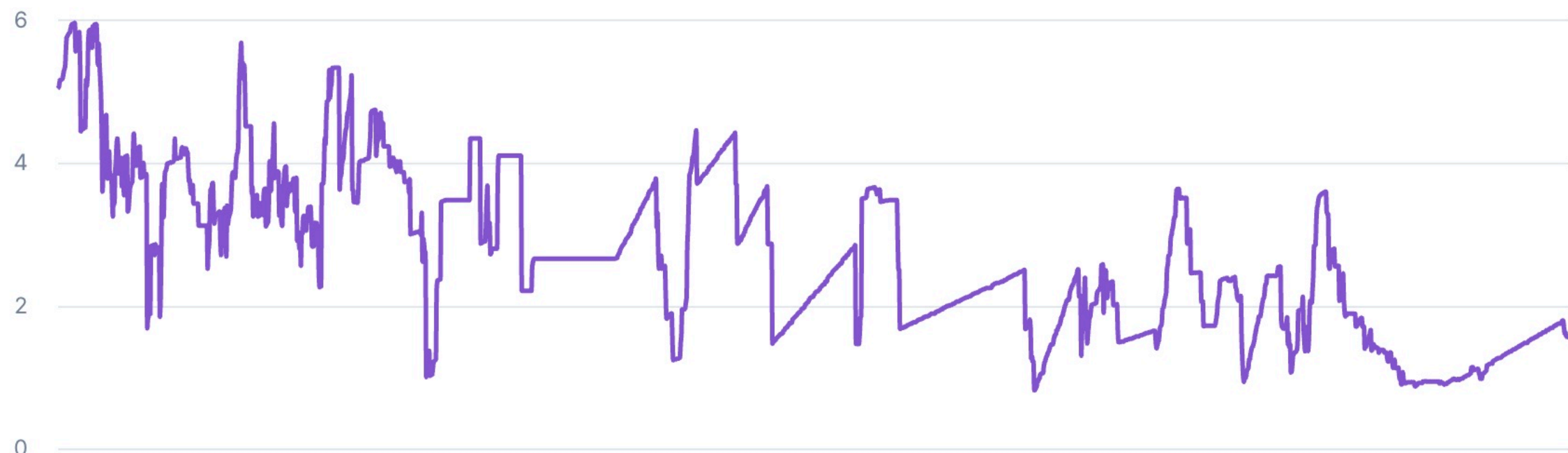
Engagement rate Good

1.57% Better than 80% of influencers of similar account size



Engagement rate history







All time



Overview Audience Growth Engagement Value Content Sponsored content Similar accounts

Top mentions

Mentions from these accounts may have helped grow @queen.plackova audience

 <p>@sykorka_simi 1.3K · 1 mention</p>  <p>last mention 20 Oct</p>	 <p>@refreshersk 503K · 1 mention</p>  <p>last mention 15 Oct</p>	 <p>@olyakhomichmakeup 17.4K · 2 mentions</p>  <p>last mention 27 Sep</p>
---	---	---

View all

Engagement rate

Average engagement

Average likes ?
12.1K -46% for the last 30 days

Average comments
57 +30% for the last 30 days

Overview Audience Growth Engagement Value Content Sponsored content Similar accounts

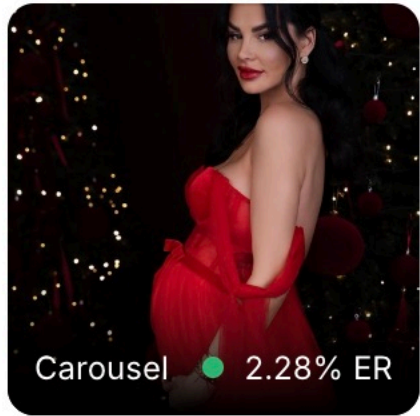
Follower growth Average

Last 30 days

0.23% @queen.plackova grew by 2.1K followers in the last 30 days. Accounts of similar size have grown 0.79% in the last 30 days



Content published from Nov 30, 2025










How satisfied are you with the upgraded follower growth graph?



Overview Audience Growth Engagement Value Content Sponsored content Similar accounts

Notable commenters

 Shilpi Bose Entr... 419.2K	 Lela Vémola 408.8K	 Rene Strausz 379.3K	 Televizia JOJ 317.2K
			

View all

Growth

Yearly growth Could be improved
 0.86% @queen.plackova grew by 7.7K followers in the last year. Accounts of similar size have grown 13.33% in the last year

Follower growth Average Last 30 days

0.23% @queen.plackova grew by 2.1K followers in the last 30 days. Accounts of similar size have grown 0.79% in the last 30 days

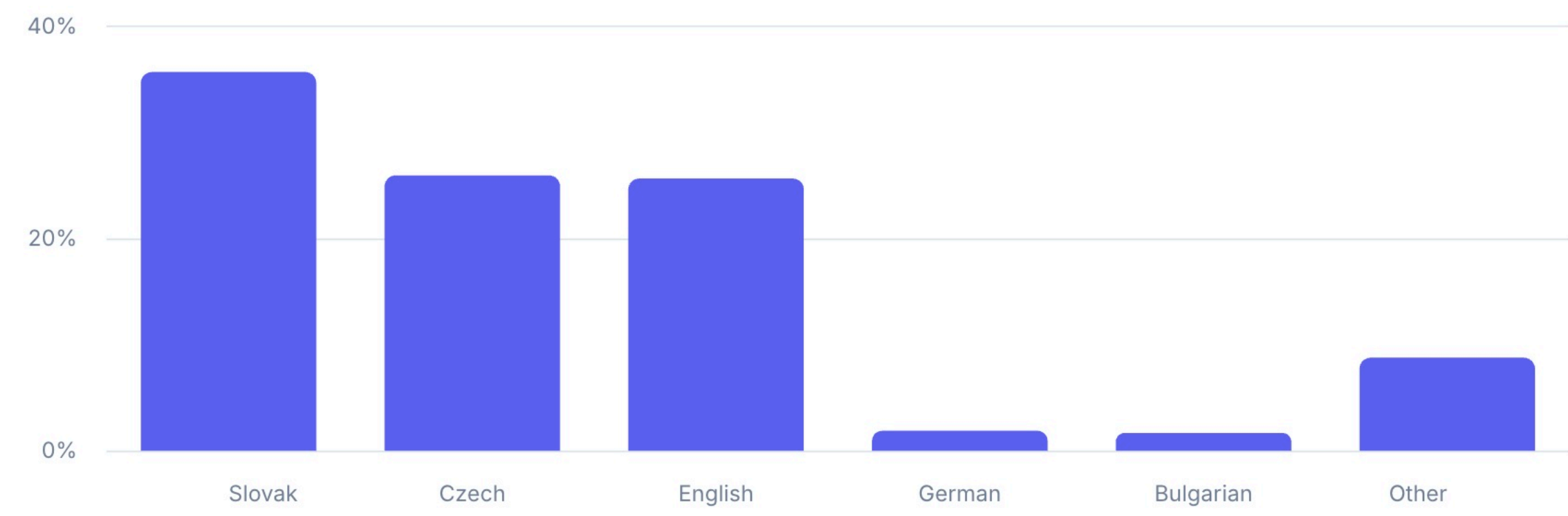


Vertical sidebar navigation icons including home, search, and other social media functions.

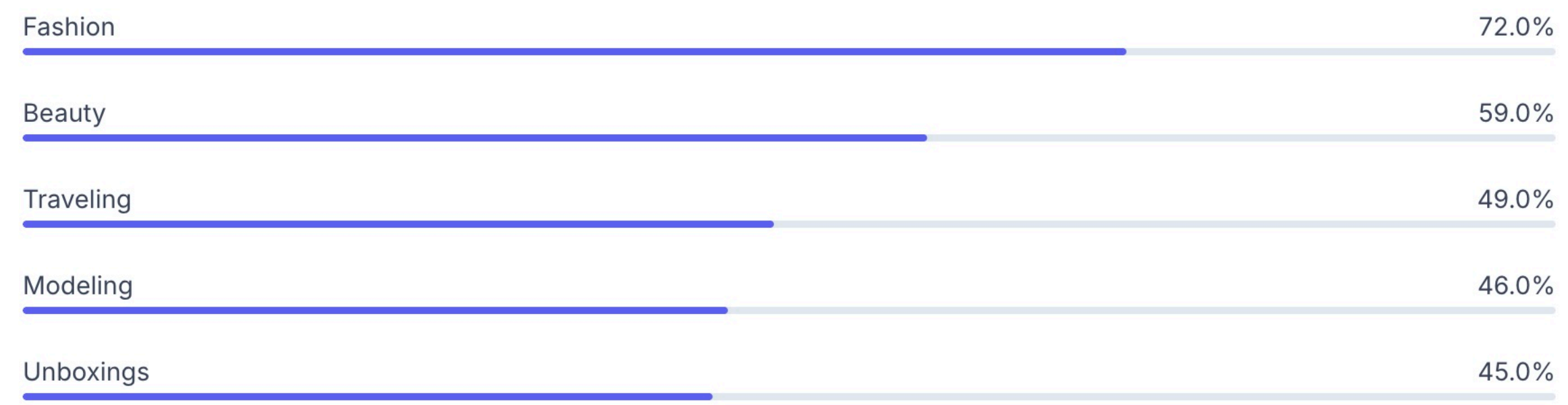


Demographics


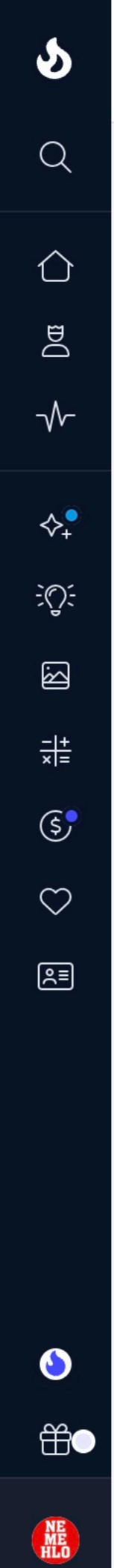
Age & Gender Languages



Interests ?








View all

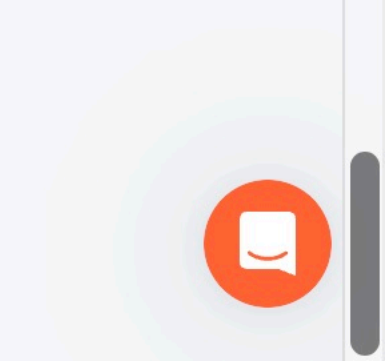


Similar accounts

Learn from their strategies to boost your growth rate

	SIMA ✓ @simonahegerova	Followers 507.5K +0.1%	ER ● 3.70%	Categories Modeling
	Dominika Mirgova ✓ @dominikamirgovaofficial	Followers 280K -0.0%	ER ● 0.26%	Categories Music
	Eva Evelyn Kramerová ✓ @evelynjefresh	Followers 279.9K +0.6%	ER ● 1.55%	Categories Humor & Fun & Happiness, Lifestyle
	Miroslava Dobis ✓ @fashionspy.sk	Followers 275.9K +0.0%	ER ● 1.63%	Categories Fashion
	Tina ✓ @tinaslovakia	Followers 262K -0.0%	ER ● 1.17%	Categories Humor & Fun & Happiness

Show more





Overview Audience Growth Engagement Value Content **Sponsored content** Similar accounts

Brand mentions


2 brands have been mentioned by @queen.plackova


All categories 2 Humor & Fun & Happiness 1 Clothing & Outfits 1 Shopping & Retail 1

 **@tatrakon.sk**
1 mention



last mention 16 Jun

 **@tuzexstore**
1 mention



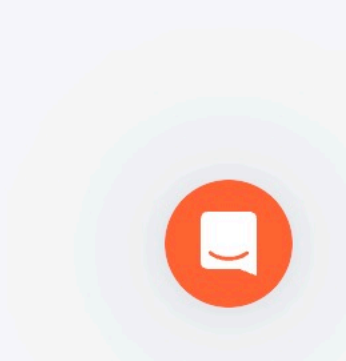
last mention 24 Jun

Similar accounts

Learn from their strategies to boost your growth rate

 **SIMA** 
@simonahegerova

Followers	ER	Categories
507.5K +0.1%	● 3.70%	Modeling



Brand safety analysis Safe

0 of 9 negative content patterns found

- Alcohol
- Toxic content
- Religious content
- Negative sentiments
- Offensive content
- Political content
- Crime-related content
- Adult content
- Pranks

Hashtags

Last 30 days

1 #pregnant 1 post	ER: 2.69%	3 #happylife 1 post	2.69%
2 #pregnancy 1 post	2.69%	4 #love 1 post	2.69%

Sponsored content

Performance analytics of potentially sponsored content featuring brand mentions.

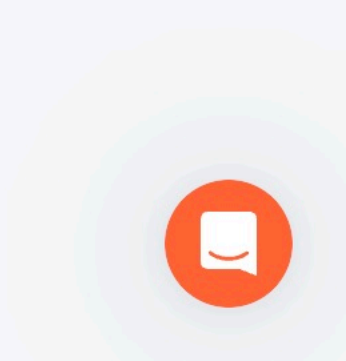
Ad ER performance Low
0.34% lower than their average ER (1.57%)

Ad post frequency Normal
<1 posts per week (4% of their content)

Brand mentions

2 brands have been mentioned by @queen.plackova

All categories 2 Humor & Fun & Happiness 1 Clothing & Outfits 1 Shopping & Retail 1



- Overview
- Audience
- Growth
- Engagement
- Value
- Content
- Sponsored content
- Similar accounts

Value

Integration price ⓘ
Integration price

Estimated post price
\$2,400–7,300

Estimated story price
\$350–1,000

Content

Content

Most recent ▾

Last 30 days ▾



- All media
- Posts
- Reels
- Carousels

Avg. ER **Good** ⓘ
1.32%

Average likes ⓘ
12.1K

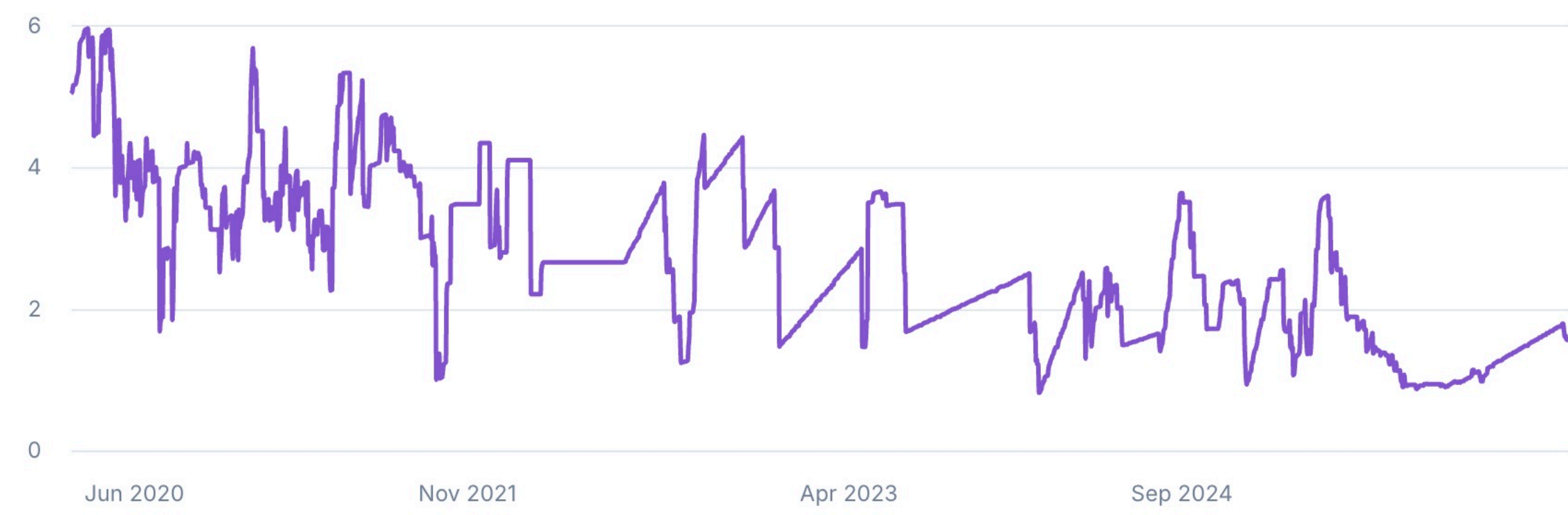
Average comments
62.5

Average views ⓘ
753K



Engagement rate history

All time



Comment rate Good

<0.01%

Comments authenticity ? Could be improved

Significant part of 884 recent comments looks inauthentic.

Comments-to-likes ratio Good ?

@queen.plackova receives 0.43 comments per 100 likes. Similar accounts receive 2.72 comments per 100 likes.

