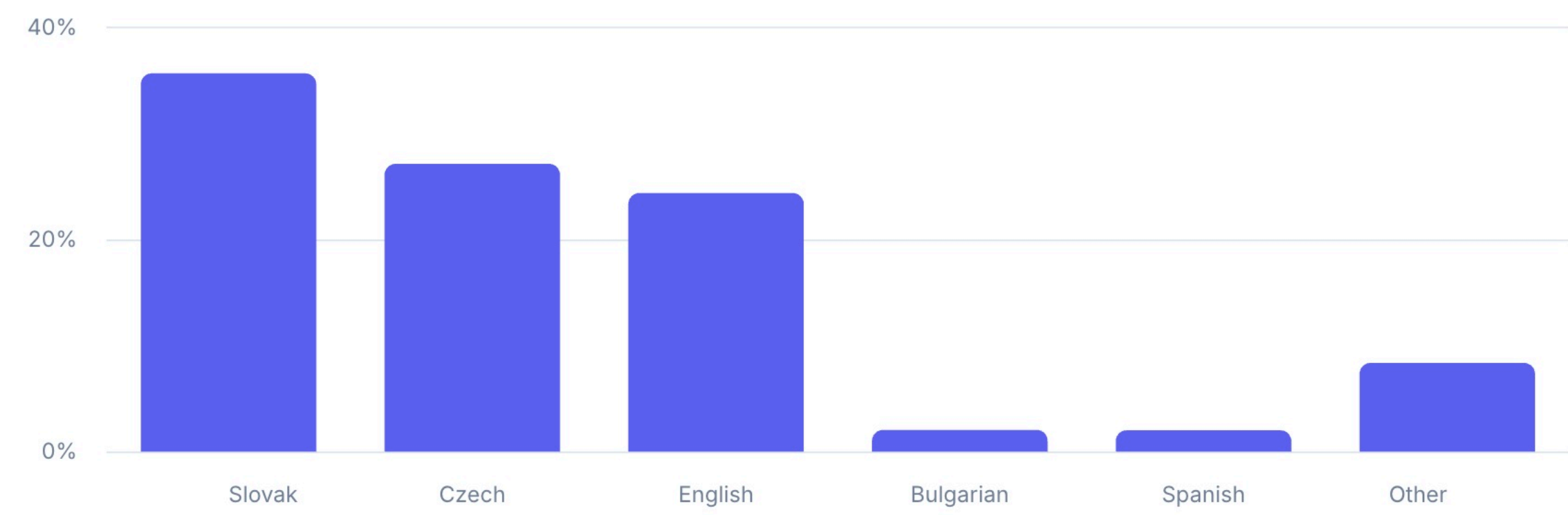


### Demographics

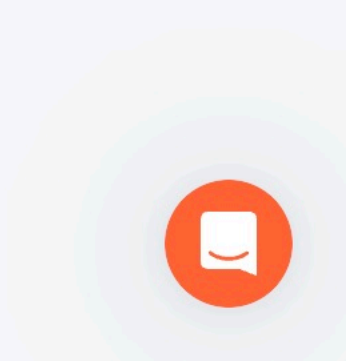
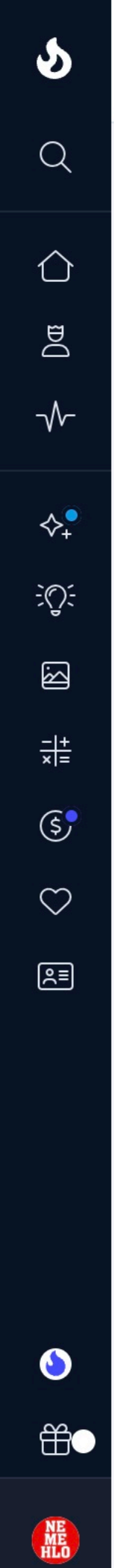
Age & Gender Languages



### Interests ?

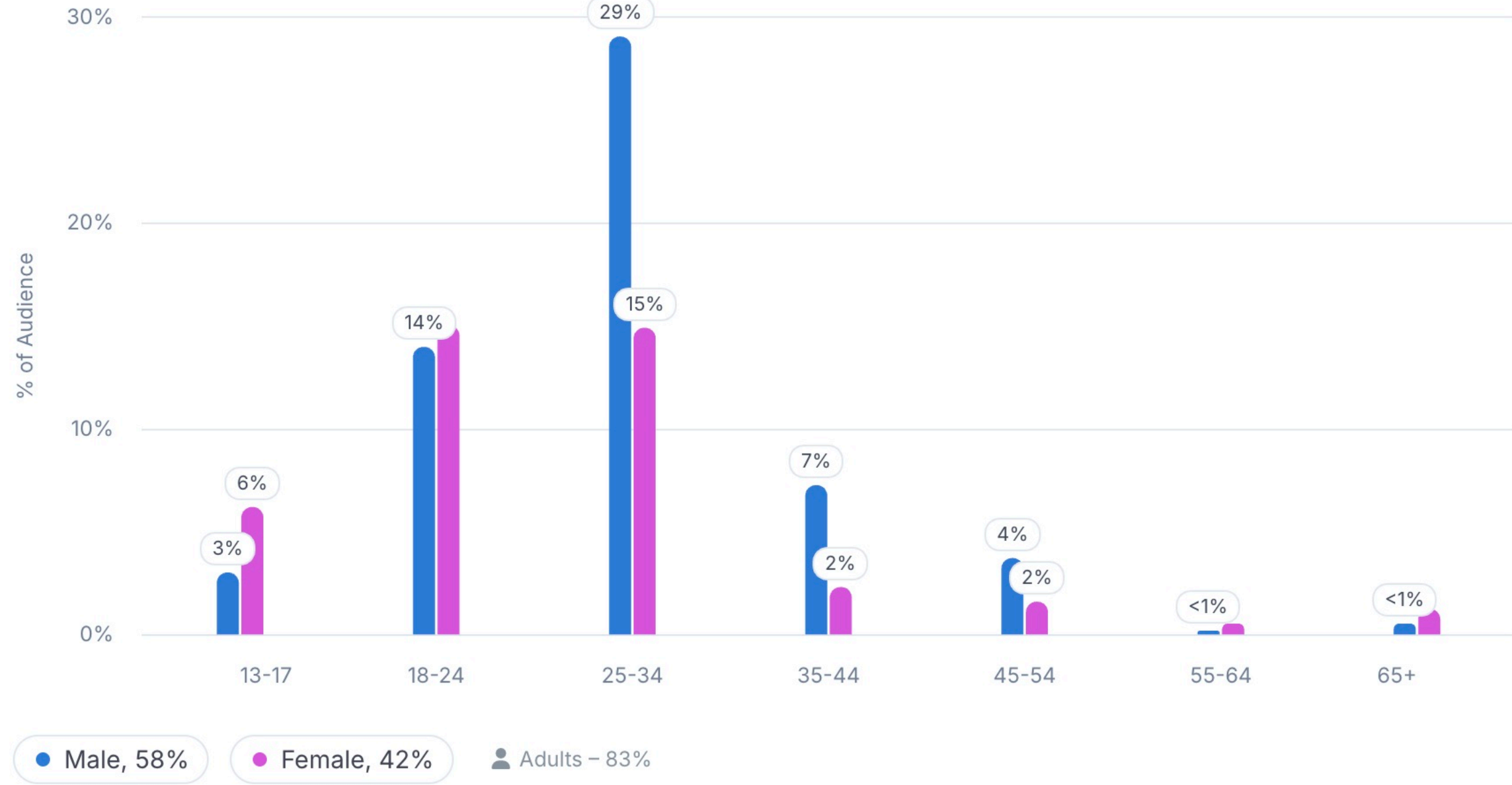


View all



### Demographics

Age & Gender Languages



### Interests ?



# Active audience

## Audience analytics

Quality audience <sup>?</sup> <b>470.5K</b> 85%	Top country <b>Slovakia</b> 55%	Top gender <b>Male</b> 58%	Top age <b>25-34</b> 44%
--	------------------------------------	-------------------------------	-----------------------------

### Location

Countries Cities


Bratislava	7.0%
Prague	4.5%
Kosice	3.6%
Ostrava	2.3%
Brno	2.2%
Other	80.3%

### Type <sup>?</sup>

Real people	459.6K	83.4%
Influencers <sup>?</sup>	11K	2.0%
Mass followers <sup>?</sup>	51.5K	9.3%
Suspicious accounts <sup>?</sup>	29.2K	5.3%

## Demographics

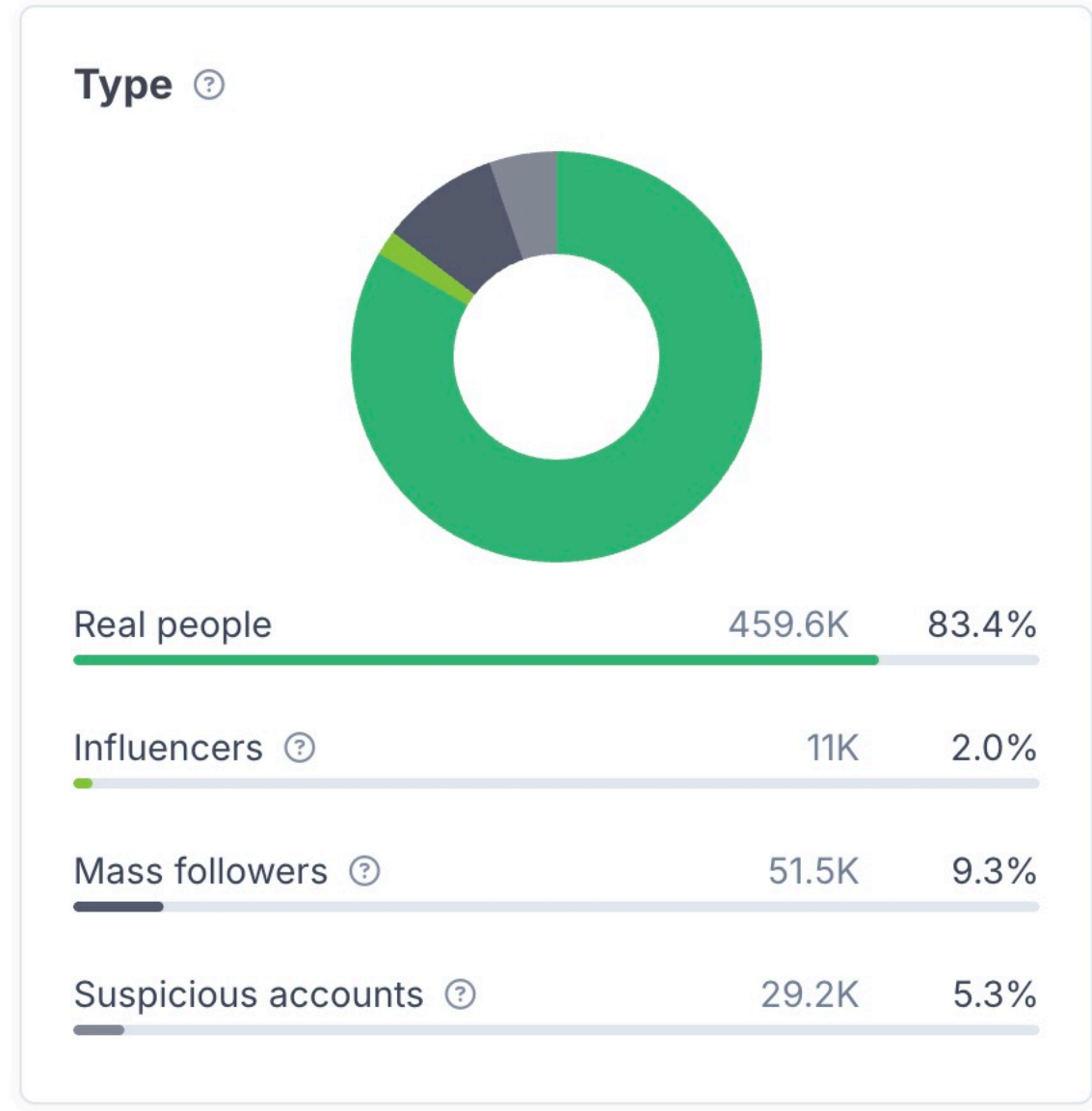
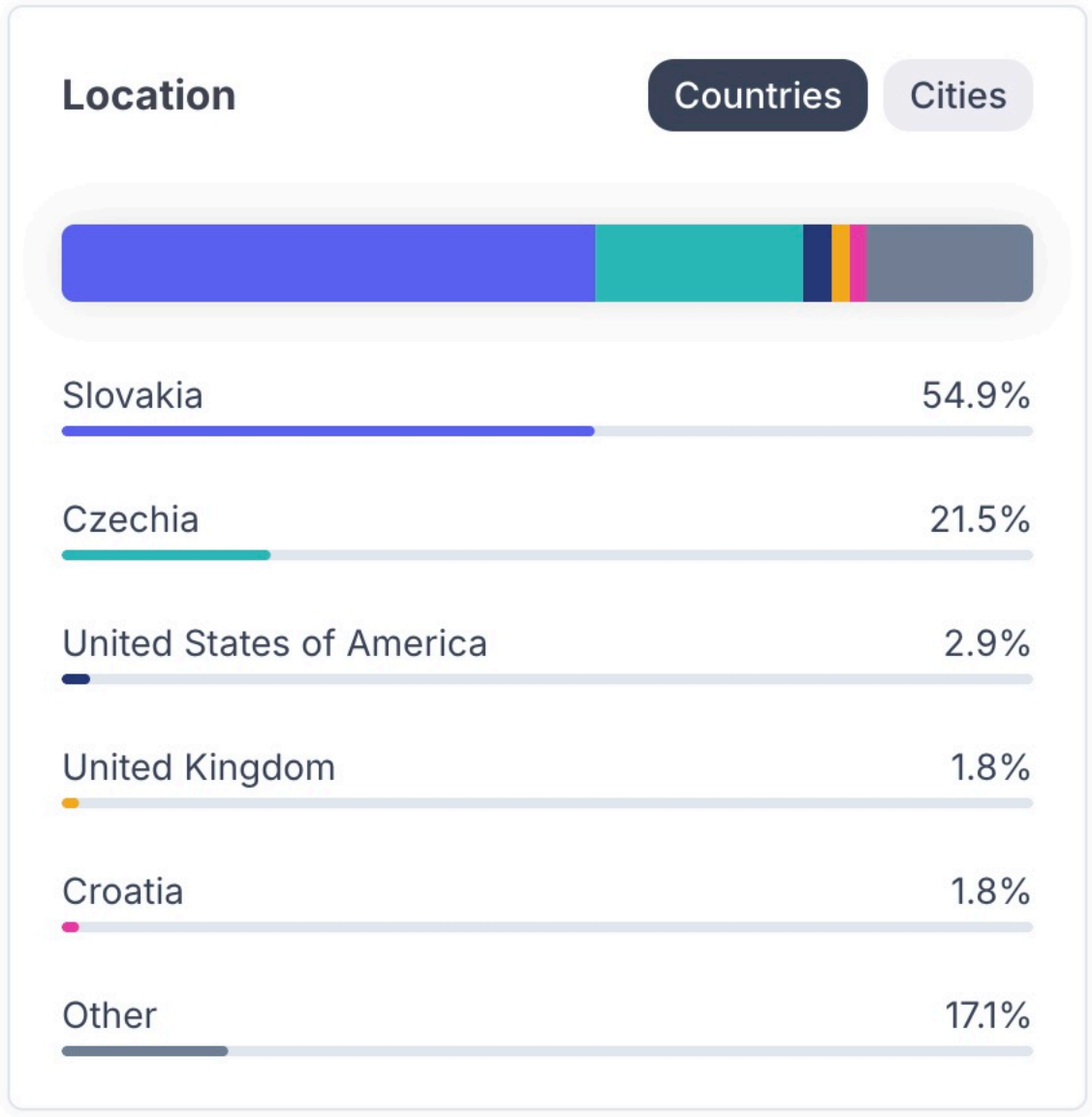
Age & Gender Languages



# Active audience

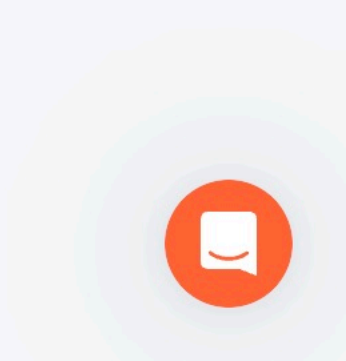
## Audience analytics

Quality audience <sup>?</sup> <b>470.5K</b> 85%	Top country <b>Slovakia</b> 55%	Top gender <b>Male</b> 58%	Top age <b>25-34</b> 44%
--	------------------------------------	-------------------------------	-----------------------------








## Demographics

**Age & Gender** Languages

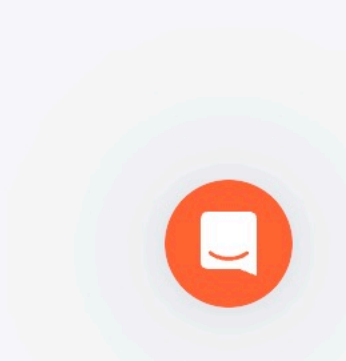
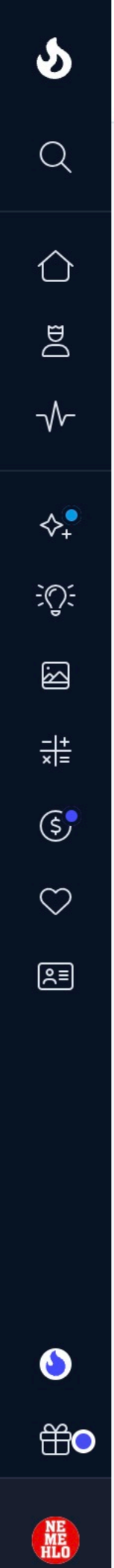


### Similar accounts

Learn from their strategies to boost your growth rate

	<b>Nerieš</b> ✓ @neriesdrbookay	Followers 55.9K <span>+1.1%</span>	ER <span>●</span> 2.14%	Categories Music
	<b>GabrYELL</b> ✓ @gabryell.neries	Followers 49.4K <span>-0.0%</span>	ER <span>●</span> 9.21%	Categories Music
	<b>Konex</b> ✓ @konex	Followers 64K <span>-0.0%</span>	ER <span>●</span> 1.41%	Categories Music
	<b>Matej Straka</b> ✓ @_matej_straka	Followers 37K <span>-0.2%</span>	ER <span>●</span> 5.64%	Categories Music
	<b>PIL C</b> ✓ @pil_c	Followers 277.9K <span>+0.3%</span>	ER <span>●</span> 7.39%	Categories Clothing & Outfits, Shopping & Retail

Show more



Overview Audience Growth Engagement Value Content **Sponsored content** Similar accounts

### Brand mentions

15 brands have been mentioned by @separ\_\_dms

All categories 15 Music 4 Sports with a ball 3 Shows 3 Other 8



**@hoodhero.store**  
3 mentions



last mention 23 Nov



**@flace.sk**  
1 mention



last mention 13 Oct



**@cirkuskus**  
1 mention



last mention 13 Oct

View all

### Similar accounts

Learn from their strategies to boost your growth rate



**Nerieš** ✓  
@neriesdrbookay

Followers  
55.9K +1.1%

ER  
● 2.14%

Categories  
Music



Brand safety analysis Safe ?  
0 of 9 negative content patterns found ?

- Alcohol ?
- Toxic content ?
- Religious content ?
- Negative sentiments ?
- Offensive content ?
- Political content ?
- Crime-related content ?
- Adult content ?
- Pranks ?

Hashtags

Last 30 days ?

N/A  
No hashtags for selected period

Sponsored content

Performance analytics of potentially sponsored content featuring brand mentions.

Ad ER performance High ?  
**4.78%** higher than their average ER (3.16%)

Ad post frequency Normal ?  
**<1** posts per week (12.31% of their content)

Brand mentions ?

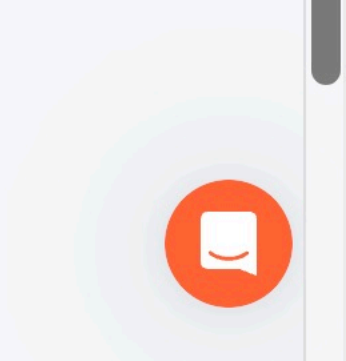
15 brands have been mentioned by @separ\_\_dms

All categories 15 Music 4 Sports with a ball 3 Shows 3 Other 8

**@hoodhero.store**  
3 mentions

**@face.sk**  
1 mention

**@cirkuskus**  
1 mention



Overview Audience Growth Engagement Value Content Sponsored content Similar accounts

### Value

Integration price ⓘ  
Integration price

Estimated post price  
**\$1,800–5,500**

Estimated story price  
**\$400–1,000**

### Content

Content

Most recent ▾

Last 30 days ▾

All media Posts Reels Carousels

Avg. ER **Very good** ⓘ  
**2.28%**

Average likes ⓘ  
**12.5K**

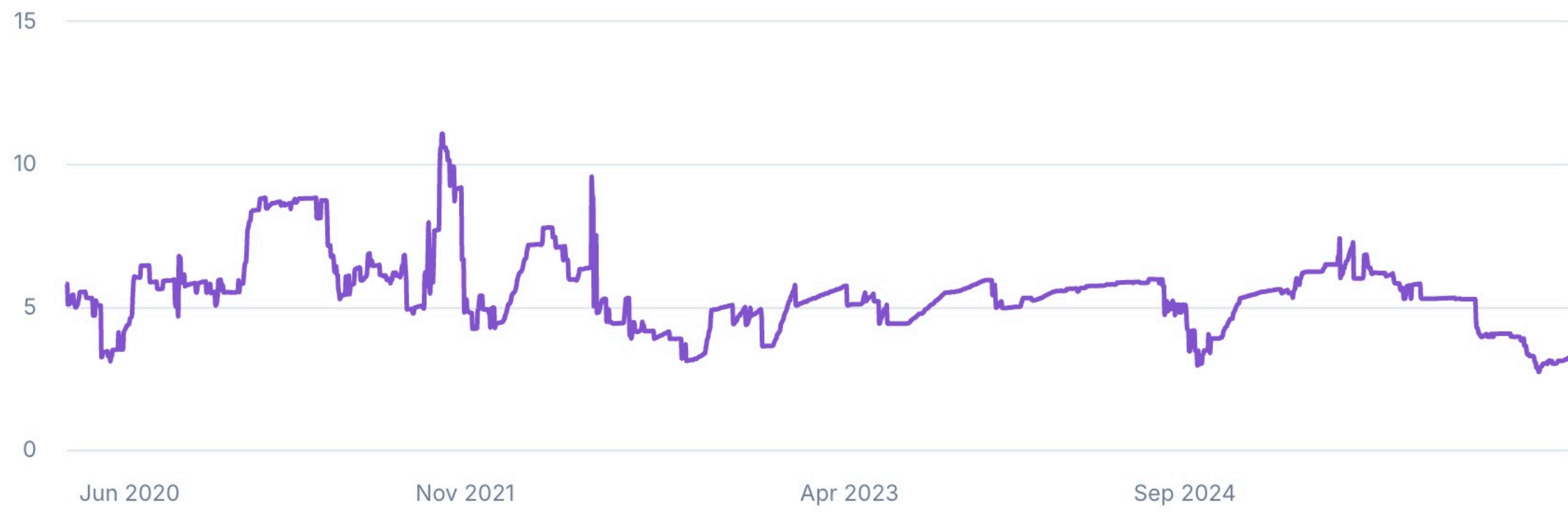
Average comments  
**75.5**

Average views ⓘ  
**325.1K**



### Engagement rate history

All time ▾



#### Comment rate Excellent

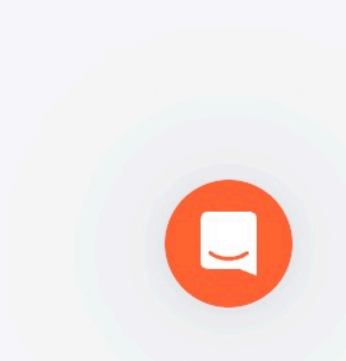
0.04% Similar accounts receive comments from <0.01% of their audience.

#### Comments authenticity Could be improved

Seems that @separ\_\_dms uses Tag-to-Win giveaways to boost their engagement rate.

#### Comments-to-likes ratio Good

@separ\_\_dms receives 0.84 comments per 100 likes. Similar accounts receive 2.72 comments per 100 likes.



## Engagement rate

### Average engagement

Average likes  
**12.5K** -58% for the last 30 days

Average comments  
**75.5** -60% for the last 30 days

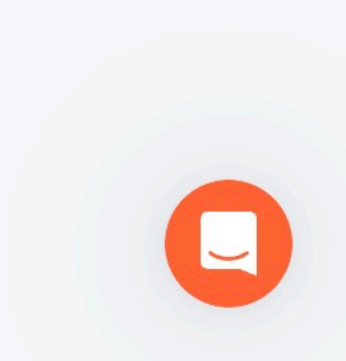
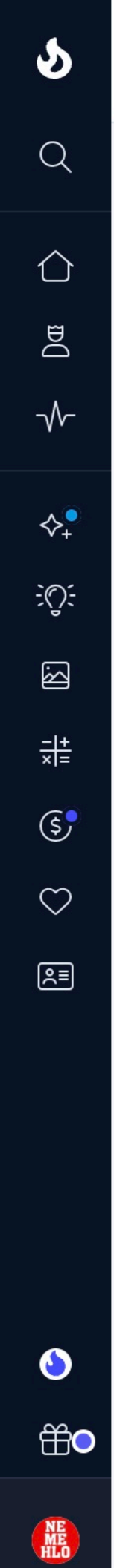
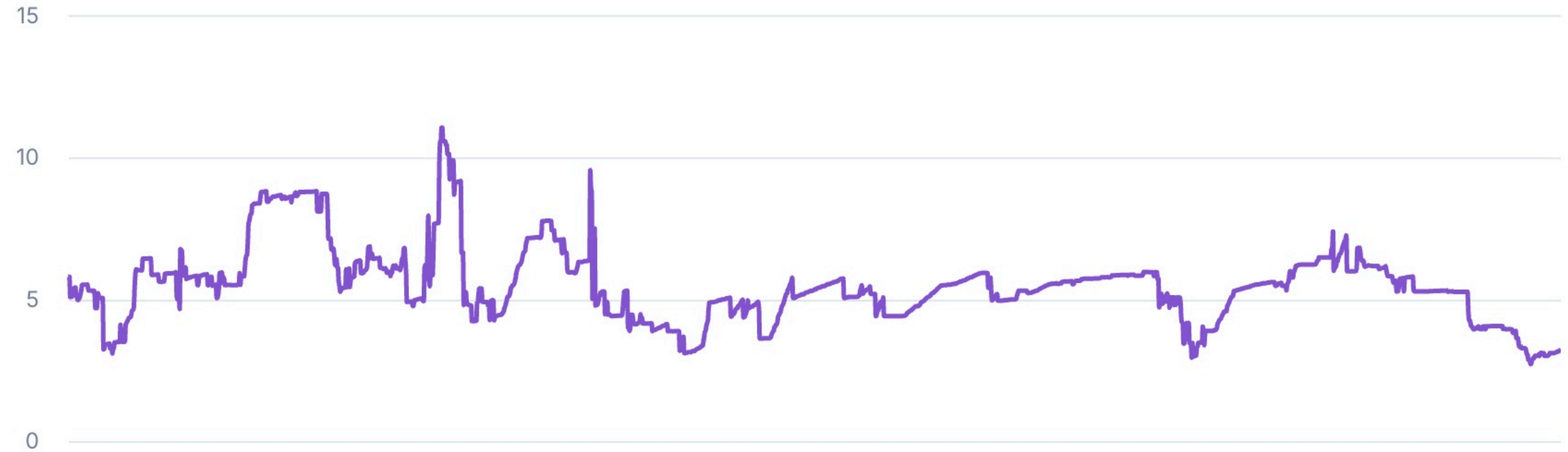
### Engagement rate Very good

3.16% Better than 89% of influencers of similar account size



### Engagement rate history

All time



Overview Audience Growth Engagement Value Content Sponsored content Similar accounts

### Top mentions

Mentions from these accounts may have helped grow @separ\_\_dms audience



@alchymista.pub  
5.7K · 2 mentions



last mention 2 Nov



@tomhulik  
2.3K · 1 mention



last mention 1 Nov



@mudrymilan  
26.1K · 1 mention



last mention 30 Oct

View all

### Engagement rate

#### Average engagement

Average likes

**12.5K** -58% for the last 30 days

Average comments

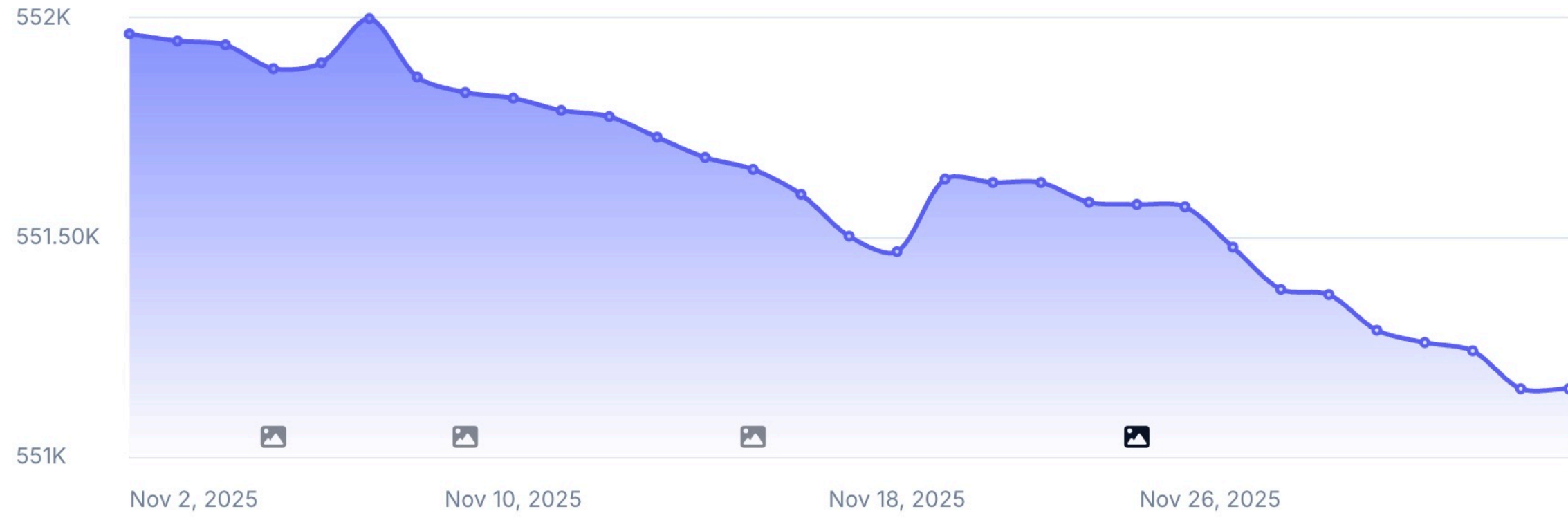
**75.5** -60% for the last 30 days



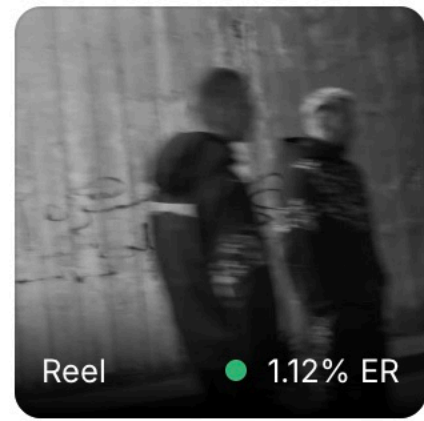
Follower growth Low ⓘ

Last 30 days ▾

-0.15% @separ\_\_dms declined by 807 followers in the last 30 days. Accounts of similar size have grown 0.79% in the last 30 days



Content published from Nov 23, 2025



How satisfied are you with the upgraded follower growth graph?




Three yellow rating buttons for the survey question.



Overview Audience Growth Engagement Value Content Sponsored content Similar accounts

### Notable commenters

simonakrainova 443.1K Yzomandias 459.2K Attila Vegh 442.1K Natálie Kočend... 291.5K



View all

## Growth


Yearly growth Good

9.31% @separ\_\_dms grew by 46.9K followers in the last year. Accounts of similar size have grown 13.33% in the last year

Follower growth Low

Last 30 days

-0.15% @separ\_\_dms declined by 807 followers in the last 30 days. Accounts of similar size have grown 0.79% in the last 30 days



Interests ?

Entertainment	82.0%
Music	69.0%
Dance	67.0%
Theater	66.0%
Stand-up Comedy	66.0%
Film & Television	50.0%
Fashion	39.0%
Modeling	29.0%
Handicrafts	27.0%
Beauty	25.0%
Social Issues	24.0%
Traveling	24.0%
Politics	23.0%
Unboxings	22.0%
Cosplay	22.0%

