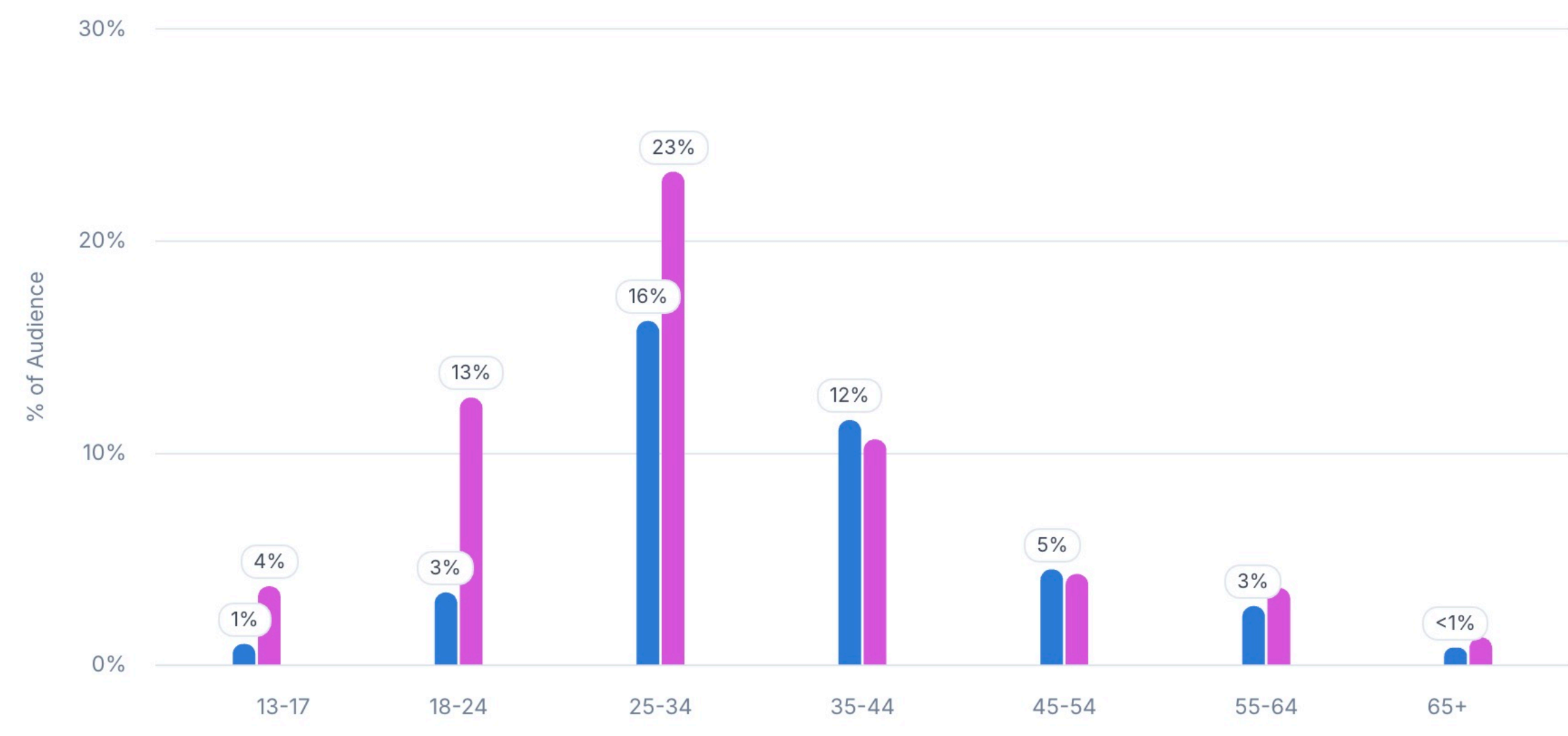


Demographics

Age & Gender Languages



Male, 40.4% Female, 59.6% Adults - 91%

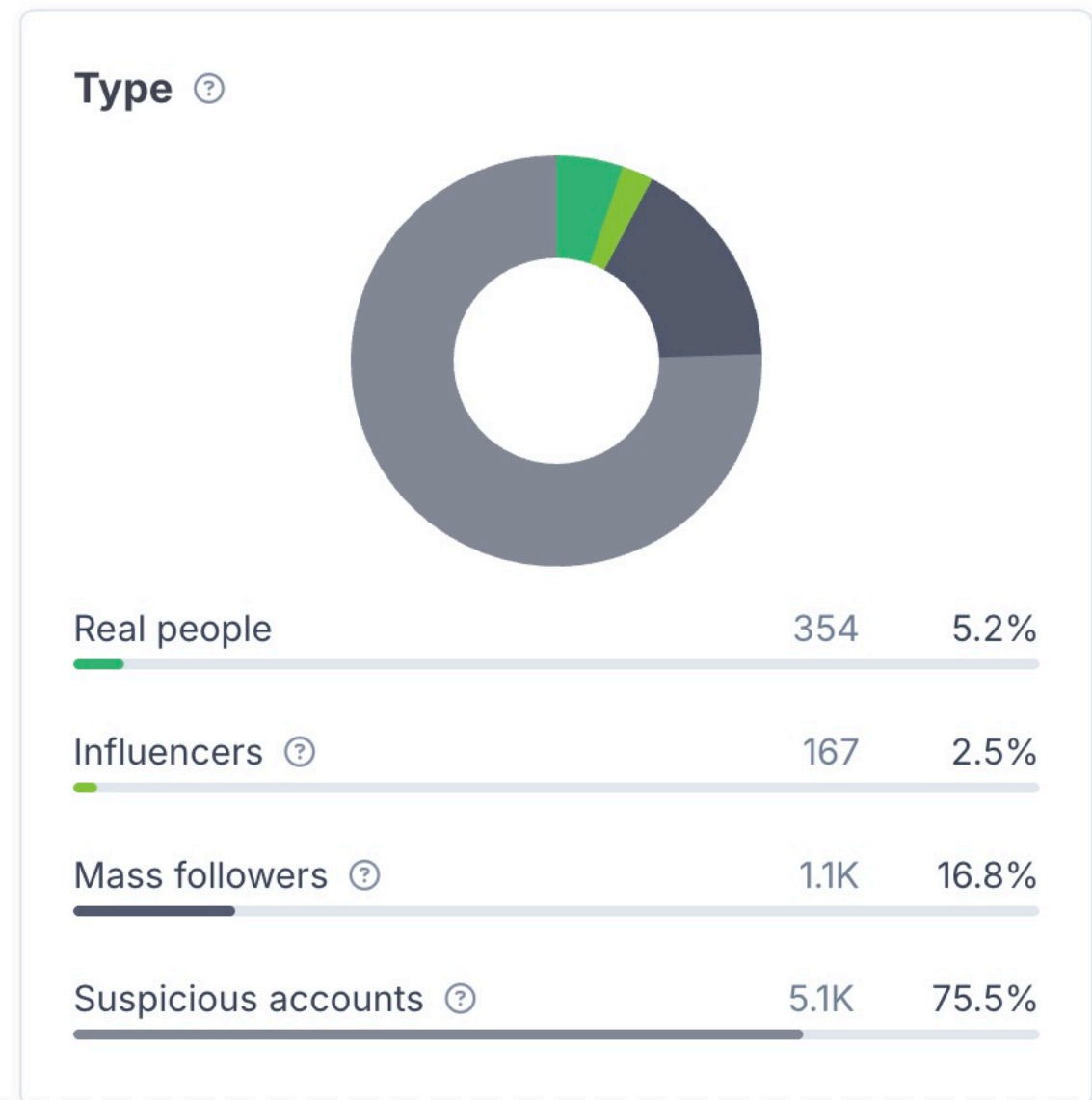
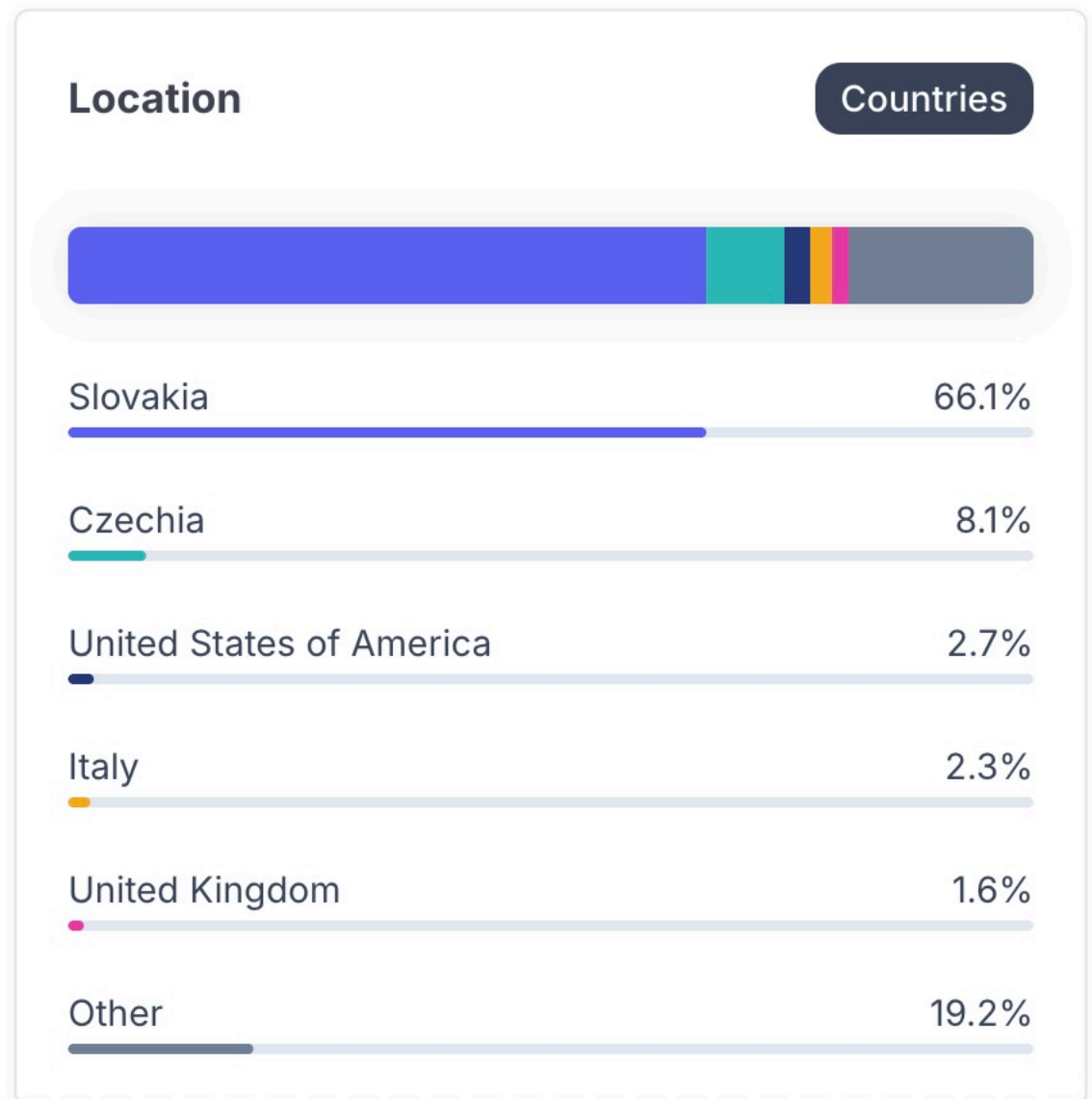
Interests

Coffee Culture 76.0%

Active audience

Audience analytics

Quality audience ⓘ 521 8%	Top country Slovakia 66%	Top gender Female 60%	Top age 25-34 40%
-------------------------------------	------------------------------------	---------------------------------	-----------------------------



Profile > Tajna Vineyards and Winery's report

Last updated 4 Nov

- Overview
- Audience
- Growth
- Engagement
- Value
- Content
- Sponsored content
- Similar accounts



@vinotajna



Rodinné butikové vinárstvo s vlastnými ekologickými vinohradmi. Objavte chuť slnka v každej fľaši.

- Wine
- Cocktails
- Beverages
- Beer
- Restaurants & Bars
- Food & Beverages
- Coffee
- Tea
- +2

Account Health Score ?

17 /100

Low

Pros & cons:

- Low quality of active audience
- Average likes activity, though its authenticity could be improved
- Comments activity could be improved

AHS metric combines audience quality, engagement rate and it's authenticity into one metric, [learn more](#).

Active audience

Audience analytics

Quality audience ?

521 8%

Top country

Slovakia 66%

Top gender

Female 60%

Top age

25-34 40%



Overview Audience Growth Engagement Value Content Sponsored content Similar accounts

Engagement rate


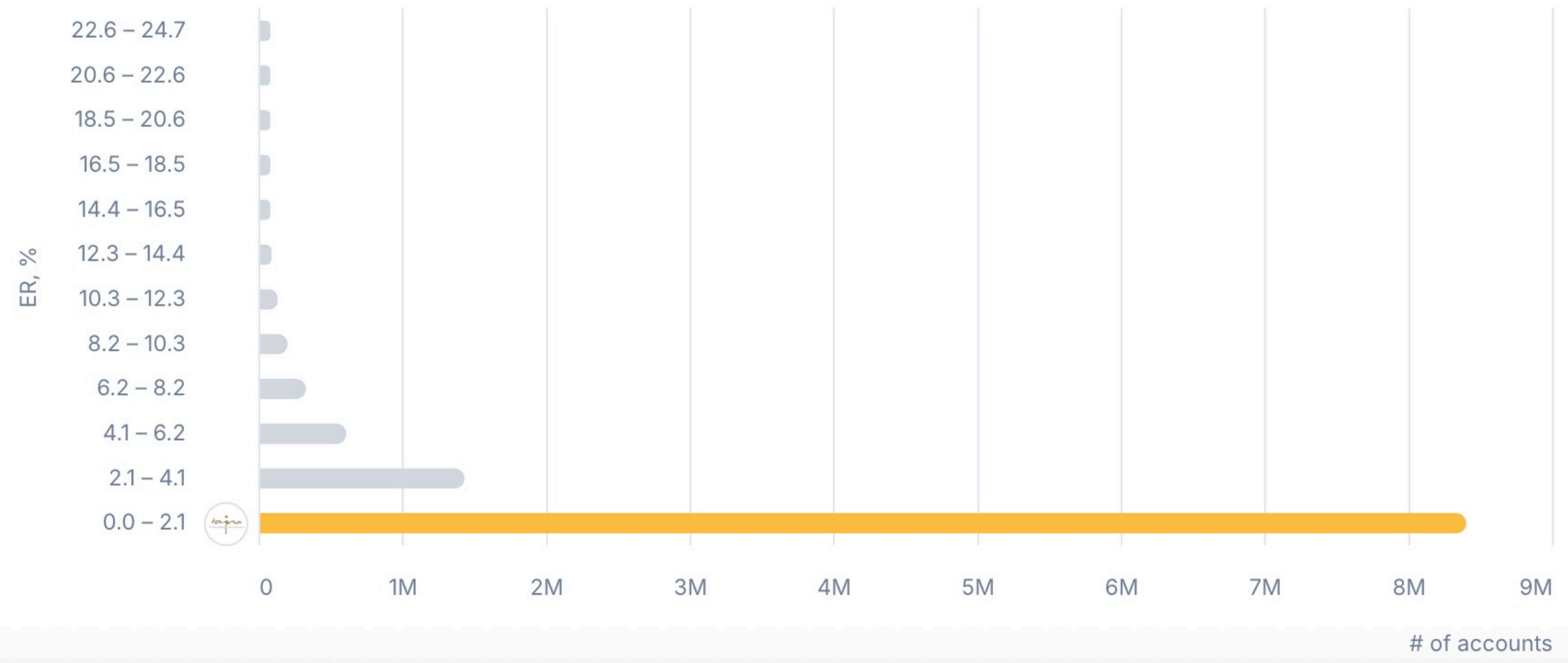
Average engagement

Average likes
73 -53% for the last 30 days

Average comments
0


Engagement rate Average


1.09% The ER of @vinotajna has increased by 0.83% in the last 30 days.




Top mentions ?


Mentions from these accounts may have helped grow @vinotajna audience

 **@p.sekerka**
19.1K · 2 mentions



last mention 22 Sep

 **@domcine_**
60.9K · 1 mention



last mention 22 Aug

 **@bas_enka**
1.2K · 1 mention



last mention 20 Jul

[View all](#)

Engagement rate

Average engagement ?

Average likes ?

Average comments



Growth

Yearly growth Excellent

11.41% @vinotajna grew by 693 followers in the last year. Accounts of similar size have grown 9.45% in the last year


Follower growth Average

Last 90 days

0.64% @vinotajna grew by 43 followers in the last 90 days. Accounts of similar size have grown 1.63% in the last 90 days



Content published from Oct 30, 2025 – Oct 31, 2025



Notable commenters

N/A
Not enough data

Growth



Yearly growth Excellent

11.41% @vinotajna grew by 693 followers in the last year. Accounts of similar size have grown 9.45% in the last year

Follower growth Good

Last 30 days

0.31% @vinotajna grew by 21 followers in the last 30 days. Accounts of similar size have grown 0.50% in the last 30 days



Demographics

Age & Gender Languages








Interests ?



Similar accounts

Learn from their strategies to boost your growth rate

Account	Followers	ER	Categories
 Posed Vinica @posedvinica	7.8K -0.0%	ER 1.23%	N/A
 Kofola @kofola.slovensko	6.8K -0.0%	ER 1.85%	N/A
 Mesto Modra official @mesto.modra	5.1K -0.0%	ER 2.42%	N/A
 SVÄG TO GO @svag_to_go	4.6K -0.0%	ER 0.55%	N/A
 Martin Blažo ✓ @trudo_vcelar	55.2K -0.0%	ER 3.10%	N/A

Show more



Sponsored content


Performance analytics of potentially sponsored content featuring brand mentions.


Ad ER performance **Low** ?
-0.01% lower than their average ER (1.09%)

Ad post frequency **Normal** ?
<1 posts per week (0% of their content)


Brand mentions ?


2 brands have been mentioned by @vinotajna

 **@so.slowproducts**
1 mention



last mention 22 Aug

 **@slowlandia**
1 mention



last mention 16 Sep



Brand safety analysis Safe ?
0 of 9 negative content patterns found ?

- Alcohol ?
- Toxic content ?
- Religious content ?
- Negative sentiments ?
- Offensive content ?
- Political content ?
- Crime-related content ?
- Adult content ?
- Pranks ?

Hashtags

Last 30 days ?

1	#vinotajna	12 posts	ER: 0.04%	6	#narodnysalonvin2025	1 post	N/A
2	#tajnajedar	2 posts	0.01%	7	#svadbyvtajnej	1 post	0.04%
3	#kolekciasunset	1 post	-0.01%	8	#aucafebratislava	1 post	-0.01%
4	#kampan2025	1 post	0.06%	9	#secretreservadinner	1 post	-0.01%
5	#somerierskasada	1 post	0.04%	10	#darujtajnu	1 post	0.04%

Sponsored content

Performance analytics of potentially sponsored content featuring brand mentions.

Ad ER performance Low ?

Ad post frequency Normal ?

Value

Integration price ⓘ
Integration price

Estimated post price
\$20-50

Estimated story price
\$10-20

Content

Content

Most recent ▾ Last 30 days ▾


All media Posts Reels Carousels

Avg. ER **Average** ⓘ
1.08%

Average likes ⓘ
73

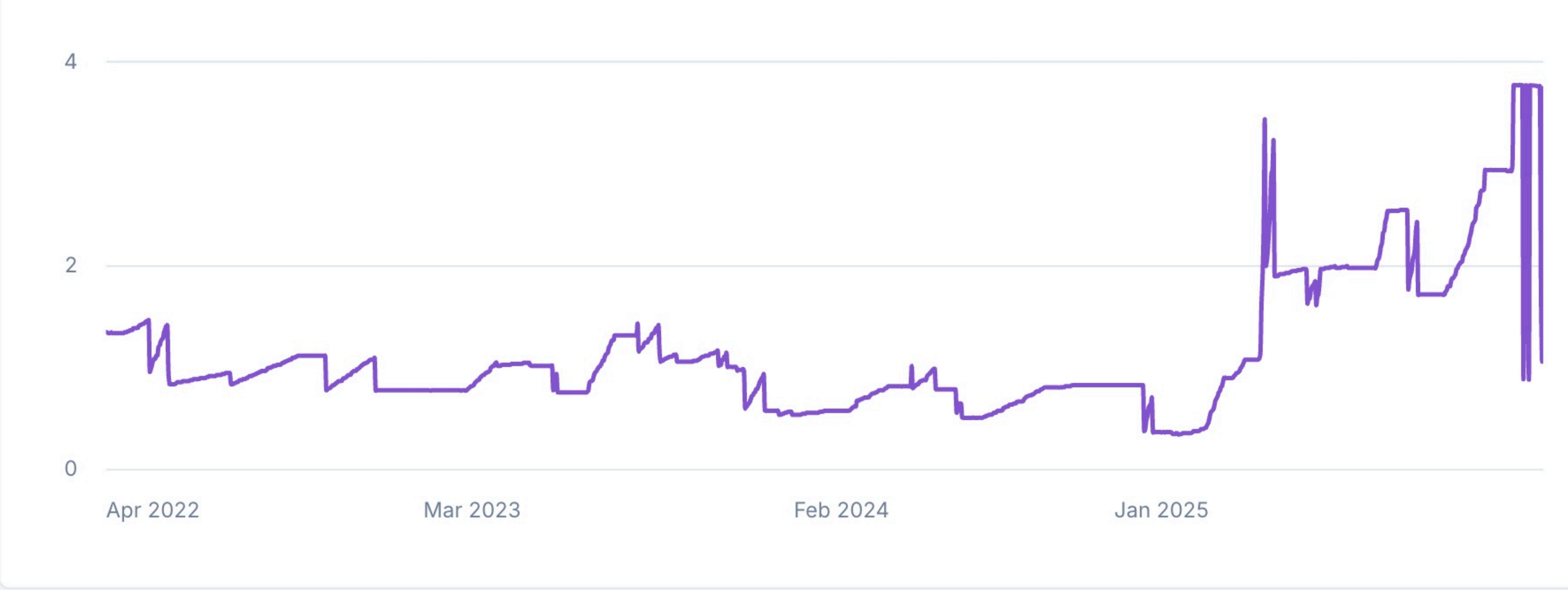
Average comments
0

Average views ⓘ
1.3K



Engagement rate history

All time ▾



Comment rate Could be improved
0.02% Similar accounts receive comments from 0.05% of their audience.

Comments-to-likes ratio Good ⓘ
@vinotajna receives 1.37 comments per 100 likes. Similar accounts receive 7.6 comments per 100 likes.

Value